

Takasaki Region GARBAGE DISPOSAL GUIDELINES

How to dispose of garbage and recyclables from households

- *Must be put out by 8:30am at the designated collection site on the designated day
- *Only 3 bags of garbage per household per collection day
- *INDUSTRIAL WASTE-from shops, restaurants, offices, factories, etc. must be collected by an industrial waste company or taken to city waste disposal centers by the business itself.

| GARBAGE BAGS ACCEPTED IN TAKASAKI | |
|-----------------------------------|---|
| COLOR | Clear or transparent (with no writing or pictures of any kind on the bag) |
| SIZE | 20L, 30L, 45L |
| SHAPE / MATERIAL | Plastic, with or without handles |

BURNABLE GARBAGE

Must be put in a city-accepted garbage bag for collection, except futons and twigs/branches which must be tied up. Collected twice a week on _____.

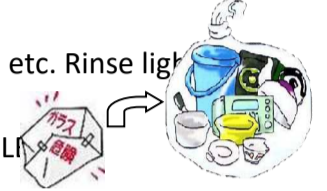
- ★KITCHEN WASTE (well-drained)
- ★CARPETS (cut into 60cm x 60cm pieces and tie together or put into a designated garbage bag). ✕Cut off the controller and cord of electric carpets and dispose of as non-burnable garbage, or place in a small household electrical appliance collection box (see reverse)
- ★VINYL & RUBBER PRODUCTS (cut hose into 60cm lengths)
- ★SOFT PLASTICS (that bend when pushed with a finger, like shampoo, soap, cooking oil bottles etc.)
- ★REFRIGERANT & DISPOSABLE HEATING PADS
- ★STYROFOAM
- ★CASSETTE & VIDEO TAPES
- ★CLOTHING, LEATHER GOODS
- ★LEAVES, GRASS, SMALL TWIGS (dry well)
- ★TWIGS, BRANCHES (up to 3cm in diameter, 60cm length, tie into bundles of 30cm in diameter / DON'T burn them at home)
- ★FUTONS (fold lengthwise into thirds and tie together with string)



NON-BURNABLE GARBAGE

Must be put in a city-accepted garbage bag for collection. Collected twice a month on _____.

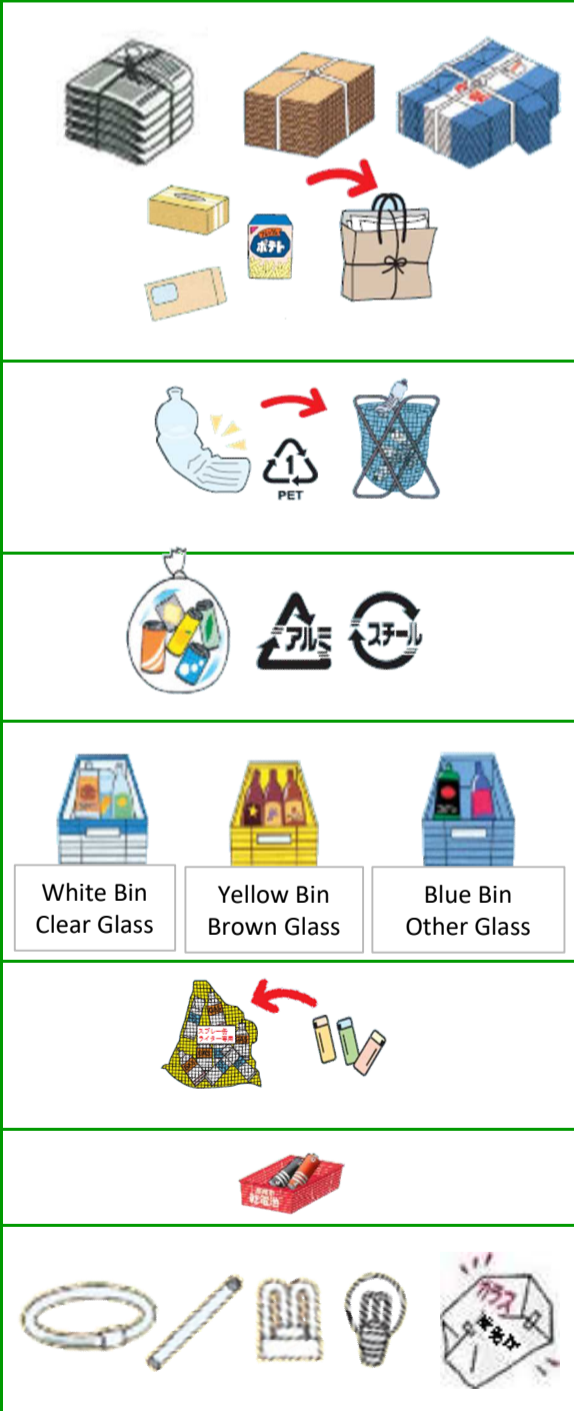
- ★LED LIGHTS, INCANDESCENT LIGHTBULBS ✕fluorescent bulbs are classed as recyclable/hazardous
 - ★HARD PLASTICS (Plastics that don't bend when pushed with a finger, like CDs, toys, buckets, wash basins etc.)
 - ★CANS (food cans, milk cans, tea cans, snack cans etc. Rinse light). Please cooperate by recycling drink cans.
 - ★GLASSWARE & DISHWARE & INCANDESCENT BULBS (wrap in paper and write 'キケン')
 - ★METAL ITEMS
 - ★LOGS (up to 10cm in diameter) & WOODEN BOARDS (up to 10cm x 50cm wide) (must be fully dried / tie into bundles of 30cm in diameter)
 - ★Umbrellas
 - ★SMALL HOUSEHOLD ELECTRICAL APPLIANCES (put one item in one city-accepted rubbish bag, be sure to remove any batteries beforehand)
- Takasaki City encourages the recycling of small household electrical appliances. See reverse for details.



RECYCLABLE & HAZARDOUS ITEMS

Collected twice a month on _____.

- PAPER ITEMS = TIE INTO BUNDLES DIVIDED INTO THE FOLLOWING CATEGORIES:**
- ★NEWSPAPER & FLYERS
 - ★CARDBOARDS-wavy
 - ★MILK CARTONS (rinse, open out flat and dry, bundle aluminum-lined cartons separately)
 - ★BOOKS & MAGAZINES
 - ★PACKAGING, WRAPPERS, ENVELOPES, PAPER BOXES, TOILET ROLLS etc. (remove any non-paper parts and put in a paper bag and tie together)
- PET BOTTLES = PLACE IN BLUE NET**
Remove cap and label, rinse bottle and crush. Cap=non-burnable garbage, label=burnable garbage. Bottles that contained oil should be disposed of as burnable garbage.
- DRINK CANS = PUT IN A BAG**
Rinse can and put in a clear or transparent bag. No need to separate aluminum cans from steel cans.
- GLASS BOTTLES = PLACE IN COLLECTION BINS**
Remove cap, rinse bottle, and place in the appropriate bin.
- SPRAY CANS, GAS CARTRIDGES & DISPOSABLE LIGHTERS = PLACE IN YELLOW NET**
Dispose of when the contents are totally used up. ✕No need to puncture the can before disposal
- DRY CELL BATTERIES = PLACE IN SMALL RED COLLECTION BIN**
- FLUORESCENT LIGHTS**
Put out for collection in their original packaging or wrap in newspaper and write '蛍光灯' =KEIKOUTOU on it.



Don't put out your paper recycling on rainy days.

Don't put items other than pet bottles in the blue net.

Dirty drink cans, food, milk, tea, oil cans etc. should be disposed of as non-burnable garbage.

Cosmetic bottles are accepted, but pottery, light bulbs, glassware and cups should be disposed of as non-burnable garbage.

If there is some product left in the item, take it to the General Waste Management Division of Takasaki City Hall or to a city branch office.

Remove batteries from the case they were in before disposal.

Incandescent bulbs and broken fluorescent lights must be wrapped in newspaper and disposed of as non-burnable garbage.

*See the reverse for information about how to dispose of items not able to be put out at regular collection points.
*The city has subsidies for the purchase of household garbage disposal units. Please ask at the General Waste Management Division at City Hall.

BURNABLE GARBAGE & RECYCLABLE ITEMS ARE COLLECTED EVEN ON PUBLIC HOLIDAYS & SUBSTITUTE HOLIDAYS
No collections between 1st-3rd Jan 2020

HEAVY/LARGE ITEMS (Oversize garbage)

Items that weigh more than 10kg or that don't fit into a city-accepted garbage bag



There are two options:

- ① Have it collected by Takasaki Kankyohozen-sha Corporation.
 - 1) Call the Takasaki Kankyohozen-sha Corporation and make a reservation for pickup once the item is confirmed as collectable. Up to 5 items can be disposed of at one time.
 - 2) Purchase an 'OVERSIZE GARBAGE DISPOSAL TICKET' (510 yen per item, price subject to change due to changes in consumption tax) at the General Waste Management Division (counter 38, 2nd floor of city hall) or at a Citizens' Service Center.
 - 3) Write your name on the ticket, stick it to the item and place the item outside on your property facing the street by 8:30am on pickup day. The Takasaki Kankyohozen-sha Corporation will collect it as arranged. You don't need to be there at the time of collection.

Takasaki Kankyohozen-sha Corporation: Open Monday - Friday, 9am - 5pm, (closed on holidays), TEL: 027-322-1942

*The 'OVERSIZE GARBAGE DISPOSAL TICKET' is not refundable.

- ② Take oversized items to the city waste disposal center yourself at no cost (no need to buy a disposal ticket).

LARGE VOLUMES OF GARBAGE

-from moving house, etc.

Contact a private garbage collection company or the Hygiene Management Division.

UNGLAZED CERAMIC WARE

Flowerpots, bricks, soil, tiles, concrete

Can be taken to the city waste disposal center (Kamiokudaira), free of charge up to 40kg. If the load exceeds 40kg, you will be charged 12 yen per kg for the whole amount.

SMALL HOUSEHOLD ELECTRICAL APPLIANCES, WIRELESS REMOTE CONTROLLERS AND ELECTRICAL CORDS

-Telephones, radios, DVD players, portable music players, cameras, hair dryers, flashlights, watches, game players, car navigation systems, etc.

Items must be smaller than 15cm × 30cm and fit into the collection box →



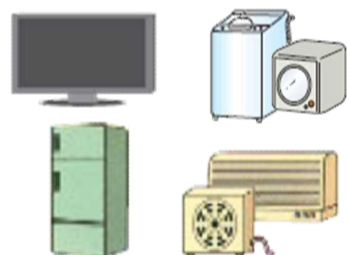
Place in collection boxes located at these places:

Aeon Takasaki (Munadaka-machi 1400), CAINZ HOME (Kamioorui-machi 879, Misato-machi Shimoshiba743-1, Yoshii-machi Ike 170), Coop (Terao-machi 552-1), Wada Denki (Namie-machi 138), Denki no Yamaguchi (Kuragano-machi 6460), Nakaden (Iizuka-machi 741-3), Minami Denki Shokai (Minami-cho 6-13), Let's Kurosaki (Nakai-machi 4-12-3), Kurabuchi Branch Office (Kurabuchi-machi Sannokura 303), Haruna Branch Office (Shimomuroda-machi 900-1), Shinmachi Clean Station (Shinmachi 893-1).

Items containing personal information such as PCs and mobile phones, and items with wooden or cloth parts are NOT accepted.

GARBAGE NOT COLLECTED BY THE CITY (Items required by law to be recycled—incur a fee)**TVs, REFRIGERATORS, FREEZERS, WASHING MACHINES, CLOTHES DRYERS, AIR CONDITIONERS**

Recycling fees vary depending on manufacturer and size.



There are 3 options:

- ① Contact a store selling similar items and ask them to recycle the item for you. Recycling fee plus the cost of pickup will be charged. Some stores will recycle for free if you are buying a new item from them.
- ② Contact a private garbage collection company. Recycling fee plus the cost of pickup will be charged. ※Pay recycling fee at a post office in advance (There is a charge for the transaction). ※For a list of collection companies, contact the General Waste Management Division at city hall. The Hygiene Management Division can also collect these items with payment of an additional transport charge of 3,080 yen per load (subject to changes in consumption tax rate).
- ③ Take item to either of the companies below. Pay recycling fee at a post office in advance.
 UBUKATA SHIGEN TAKASAKI=Takasaki-shi, Shokanji-machi 1175 TEL: 027-372-1110
 NIHON TRANSPORT MAEBASHI BRANCH=Maebashi-shi, Rikimaru-machi 469 TEL: 027-226-1236

Recycling fees vary depending on manufacturer and size. Below is a guide only:

TV 15 inches and smaller=1,836 yen, 16 inches and larger=2,916 yen

REFRIGERATOR 170L and smaller=3,672 yen, 171L and larger 4,644 yen

WASHING MACHINE=2,484 yen DRYER=2,484 yen AIR CONDITIONER=972 yen ※All prices subject to change

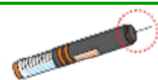
PERSONAL COMPUTERS

Contact your computer's manufacturer to apply for collection and follow their instructions for payment of the recycling fee.


*If it is a homebuilt computer or if the manufacturer no longer exists, contact the PC3R Advancement Association TEL: 03-5282-7685, <http://www.pc3r.jp>

GAS TANKS

The Hygiene Management Division will collect household 2, 3 and 5kg gas tanks free of charge. Reservation by phone required. For other tank sizes, contact a gas company in your area or the LP Gas Association.

MEDICAL NEEDLES

Place in the container provided and collected by your medical institution. Contact the General Waste Management Division if you don't have access to a collection container.

CAR TIRES, ALUMINUM WHEELS, BATTERIES, FIRE EXTINGUISHERS

Contact a store selling these items.

Takasaki City collects car tires, batteries, etc., for a fee twice a year on special collection days. See the city homepage for dates.

MEDICINES & PAINTS

Contact a store selling these items, or specialist collection company. Contact the General Waste Management Division for more information.

MORE INFORMATION

GENERAL WASTE MANAGEMENT DIVISION (Counter 38, 2nd floor of Takasaki City Hall, TEL: 027-321-1253)

General information about garbage and recyclables. Sale of oversize garbage disposal tickets.

HYGIENE MANAGEMENT DIVISION (Notsuke-machi 2747-3, TEL: 027-323-0972)

Collection of large volumes of garbage, dead dogs & cats, information about designated collection sites.

TAKAHAMA CLEAN CENTER (Takahama-machi 248-1, TEL: 027-344-

Drop-off of waste and recyclables directly to the center.
 ● Drop-off times (weekdays only)

KAMIOKUDAIRA WASTE DISPOSAL CENTER

Landfill of household waste (unglazed ceramic ware, tiles, soil, concrete

2530)

● Drop-off times (weekdays only)
8:30am-11:45am, 1pm-4:45pm.
Loads 100kg and less are free, charged 15 yen + tax per kilo on whole load if it exceeds 100kg.(E.g.: 110kg load=110x15=1,650 yen + consumption tax).
Please note the only way to drop off waste directly at a city waste facility is to 1) Drop it off in your own car, or 2) Arrange for an approved waste collection company or the Hygiene Management Division to collect it and transport it to the waste facility. When dropping off waste yourself, ID proving your

(Yoshii-machi, Kamiokudaira 2109, TEL: 027-388-2667)

blocks)

● Drop-off (weekdays only)
9am-12 noon, 1pm-4pm.
※Loads 40kg and under are free. For loads over 40kg, you will be charged 12 yen + consumption tax on the whole load (E.g. 100kg load= 100 x 12=1,200 yen + consumption tax)